

Inquiry

Order



Customer No.: _____ (if any)	Delivery address (if different):
Company name: _____	_____
Contact person: _____	_____
Street: _____	_____
Postcode/City: _____	_____
e-mail: _____	_____
Tel.-No.: _____	_____

**LIGHTBELT**  600 Lumen  1200 Lumen  
 System including fixing accessories

Quantity: \_\_\_\_\_

Well height (WH): \_\_\_\_\_ m (LIGHTBELT length is determined by us)  
 Example: 12,85m

Connection point:  top  bottom  
 220-240V AC / 50-60Hz

Winding:  normal   upside down (elevator ride) 

Connection cable:  0,5 m europlug (standard)  0,5 m WAGO-clamp  
 1 m open ends  2 m open ends  
 5 m open ends  10 m open ends


Connection coupling:  without  5 m  10 m  15 m  20 m  
 (europlug)

Accessory:  pull switch

Delivery date: \_\_\_\_\_ KW

Order number: \_\_\_\_\_

Use / Commission: \_\_\_\_\_



City / Date: \_\_\_\_\_ Company stamp / Signature: \_\_\_\_\_

Telefax order **+49 (0) 2051 / 207 38 11** e-mail order **info@konnexgroup.de**

09/2017 - We reserve the right to change the technical details, for printing mistakes or for other incidental mistakes we take no responsibility.